



# **Student Examination Guide**

**Perfectice Eduventure Private Limited**



## Introduction

Dear Student,

We hope you are doing great. You must be familiar with the Perfectice platform which is an AI based platform for continuous assessment, self-learning, recommended intervention and employability status enhancement of students.

This platform includes a lot of feature to cater the need of the teachers. Hence in order to make it easy to understand each & every feature, we have created this guide for you.

Once you are done reading this guide, you would be able to perform the following steps with ease:

✚ Logging into the platform

✚ Able to take the tests

So without wasting any further time, **Let's Get Started!!!**





## Accessing the Perfectice platform


Now that you are all set to start your journey on MyPerfectice platform, the first question that would arise in your mind is “**How to access the platform?**”

Well let’s make it easier for you!!

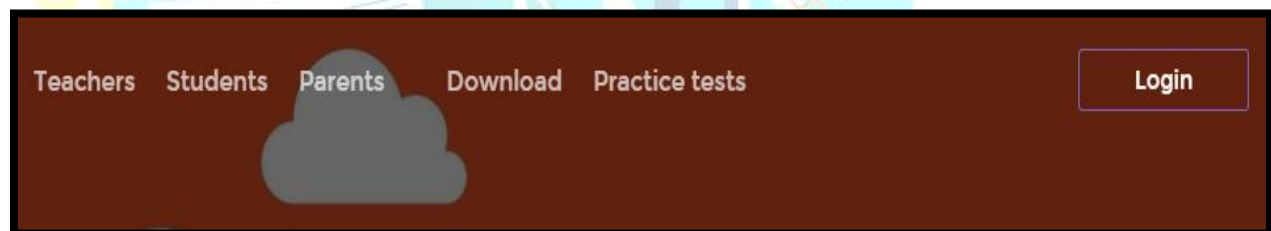
There are 2 ways to access the platform:

- ✚ **App:** In order to access the platform through app, you need to go to the google play store & search for the app. Download & install it. The advantage of doing it on app is that you can access the tests anytime & could take the tests from wherever you are.

**Note:** The app is not available for iPhone users. Currently it is only available for android user. If you are having an Apple device, try logging in through web.



- ✚ **Web:** Go to the URL [placement.mypertice.com](https://placement.mypertice.com) & access the platform through there. One thing to note is that you should enter the correct URL in order to access the website else you might not be able to login into the platform. Most of the users face this challenge hence you need to be careful on this.

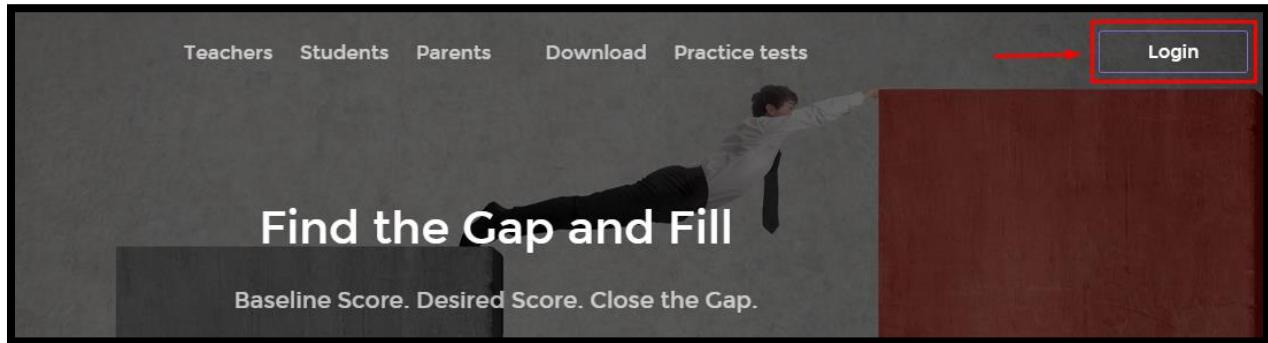




## Logging into the Platform

In order to login into the web version, you need to perform the following steps:

- Go to the URL that is provided by the Perfectice. After you are there, you will see the login button on the top right hand side of your screen.



- Once you click on the login button, a new page will open which will look similar to that mentioned below:

Login to Perfectice

Email or Phone or Registration number

Email, Phone number or Registration number is required.

Password

Password is required.

[Forgot Password](#)

Login

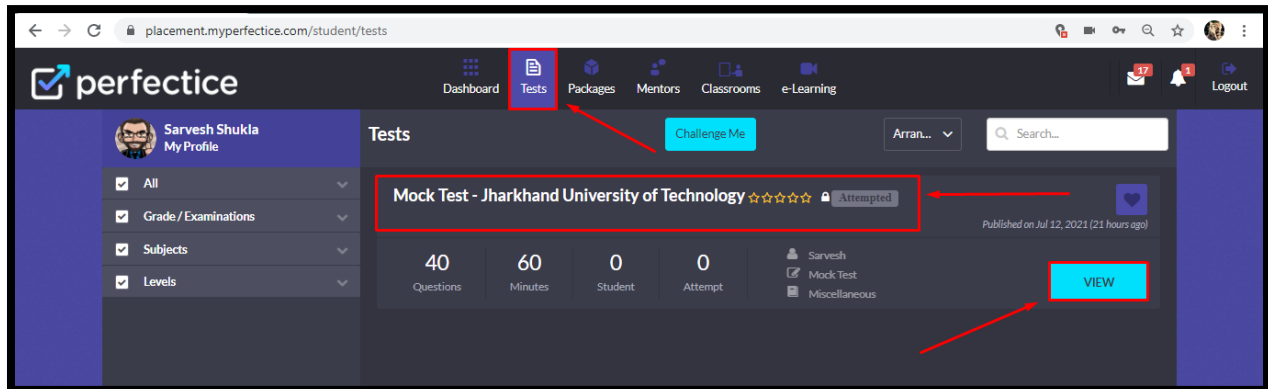
You are required to enter the User ID as your **Registration Number** & Password as **welcome2021**. You are advised to change your password as soon as you login.



# Student Platform Interface

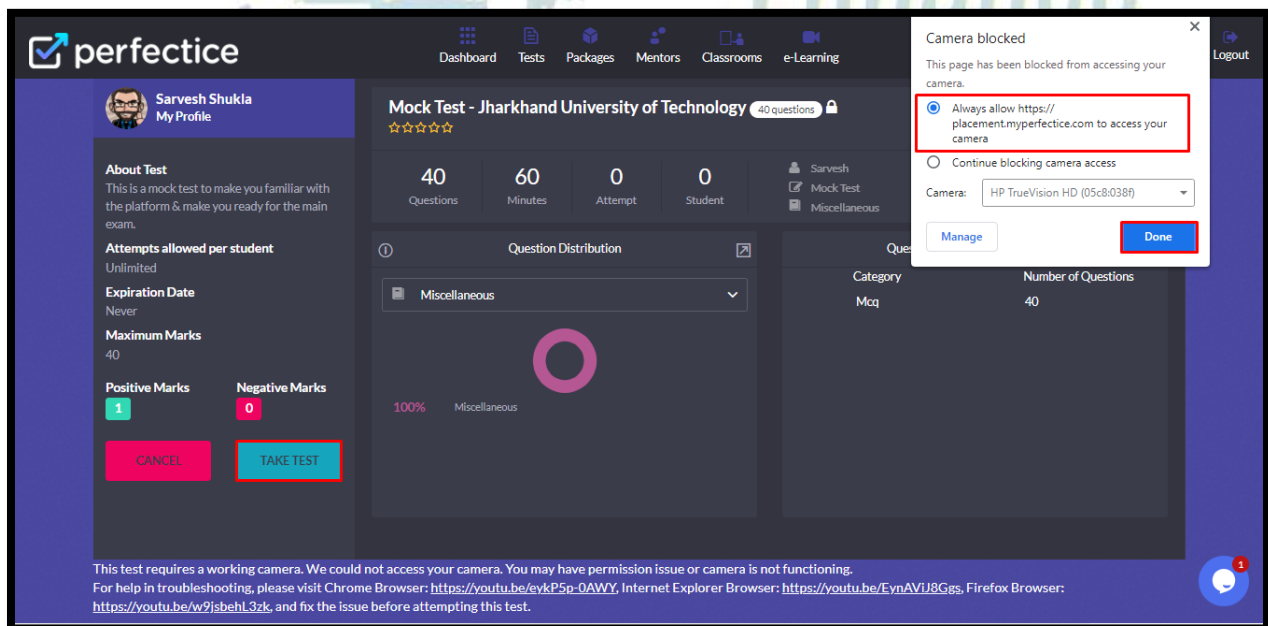
## Congratulations!!

You have now logged in successfully into the platform. Now in order to access the test, you need to go to the test section.



**Steps to take test:** In order to take the test, you need to follow the following steps:

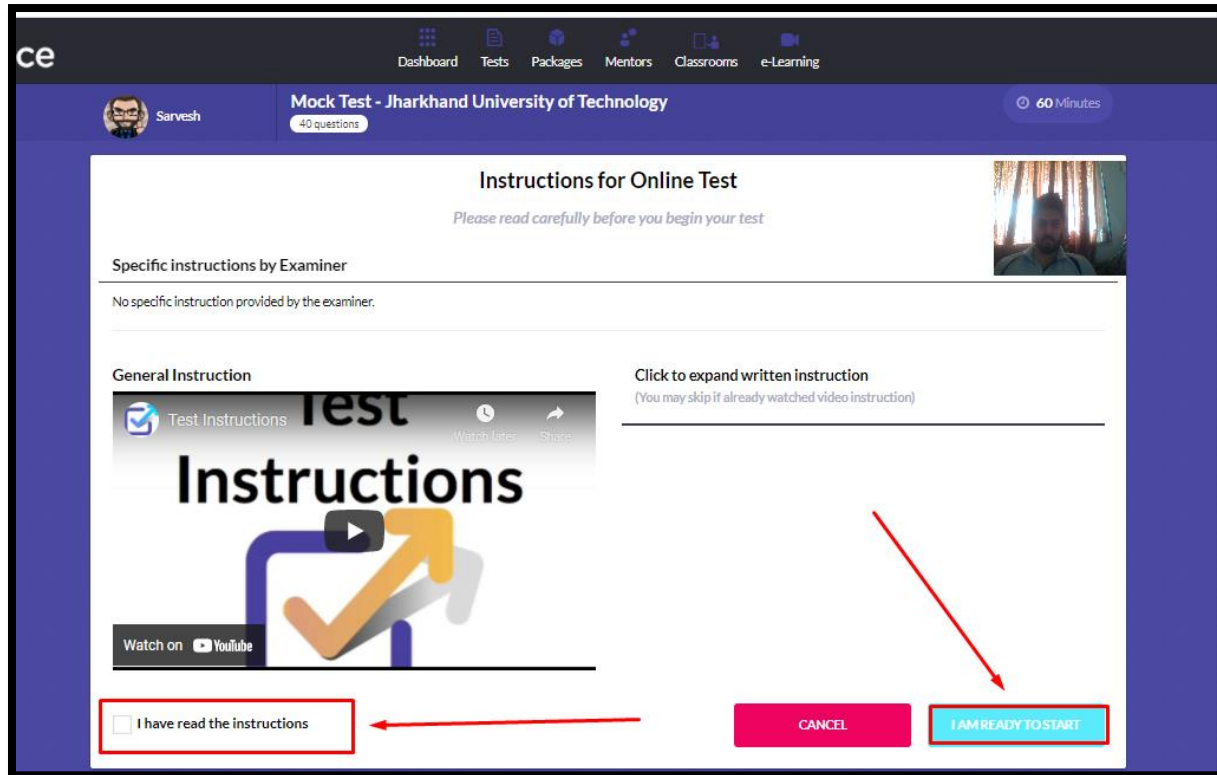
- Click on the test name or click on the view option.
- Once you perform the step mentioned above, the following page will open:



Allow the camera permission then refresh the browser. Click on the **Take Test** option which is on the left-hand side.

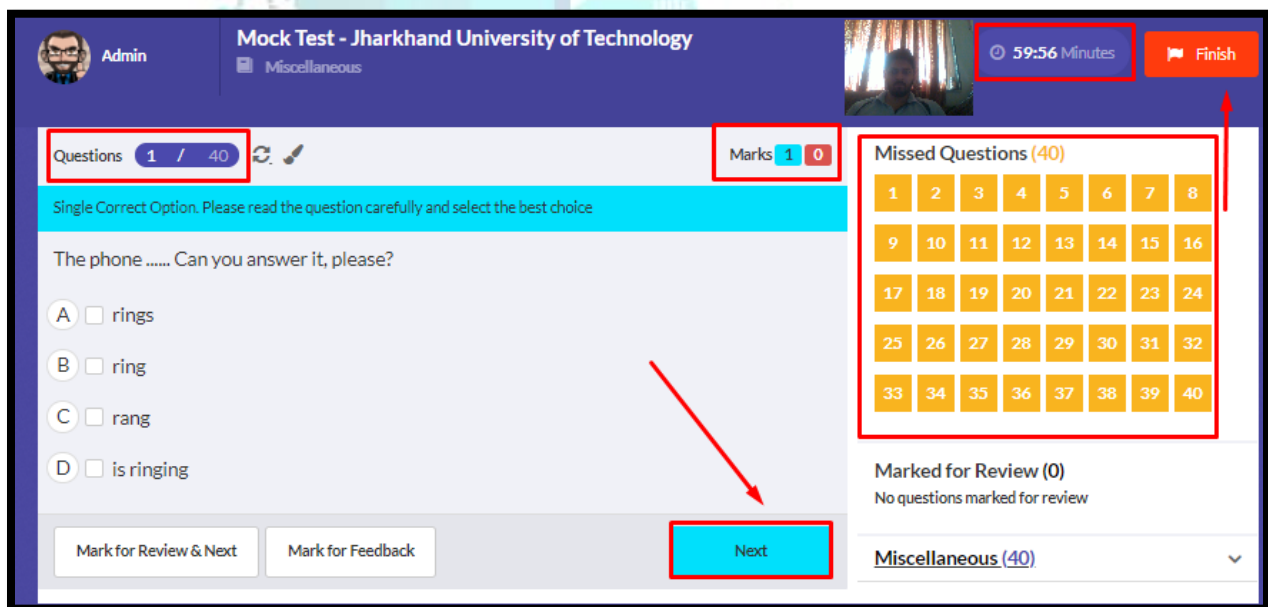


Once you click on that option, you will land on this page:



First Check Mark the **I have read the instruction** box & then click on **I am ready to start** & the test will start.

While doing the test, you can mark for review or mark for feedback on any question if you want in case. After you complete all the questions, you can click on finish and submit the test.





*Let the Journey Begin*

# Thank You

